



UG ADMISSION NOTICE, ACADEMIC YEAR 2024-25 (3RD PHASE), STARTS ON **04.09.2024**

Online Admission Notification for Under Graduate Programme (3 years UG programmes as per approval of UGC-DEB vide File No.: 30-22/2023(DEB-II) dated 16.06.2023 and 05.12.2023)

Netaji Subhas Open University (NSOU) welcomes all prospective applicants. The University popularly known as NSOU is a premier State Open University in India, recognized by UGC-DEB and NAAC accredited with Grade A. The University has implemented Choice Based Credit System (CBCS) for Under Graduate Programmes. Learners who are entering the University shall enrich themselves and shall find their true purpose fulfilled in this journey through which they may take part in creating well-being for the nation and for society.

**Admission Portal Will
Open on **04.09.2024**
& Closed on
20.09.2024**

**Steps to complete
admission:**

REGISTER



FILL APPLICATION



SELECT COURSES



**UPLOAD
DOCUMENTS**



PAY FEE

**APPLICANTS MAY VISIT
RESPECTIVE LEARNER
SUPPORT CENTRE (LSC)
AT ANY STAGE OF
ADMISSION FOR FURTHER
INFORMATION.**

**NETAJI SUBHAS
OPEN UNIVERSITY**

DD-26, Sector-I, Salt Lake City, Kolkata-
700064, Email: nsou@wbnsou.ac.in
Ph. No.: (033)4066-3220,

www.wbnsou.ac.in

Reg/0915; 03.09.2024

ADMISSION NOTIFICATION FOR UNDER GRADUATE PROGRAMME, AY 2024-25 (3rd Phase)

ON-LINE APPLICATIONS ARE INVITED FROM ELIGIBLE INDIAN NATIONALS FOR ADMISSION TO THE FOLLOWING UNDER GRADUATE HONOURS PROGRAMME [AS PER APPROVAL OF UGC-DEB VIDE FILE NO.: 30-22/2023(DEB-II) DATED 16.06.2023 AND 05.12.2023] OF THE UNIVERSITY FOR ACADEMIC YEAR 2024-25:

PROGRAMMES OFFERED BY SCHOOL OF HUMANITIES

Name of the Programme	Code	Eligibility
B.A. in Bengali	HBG	Passed 10+2 Examination or equivalent/ Passed 10+2 in Vocational Courses.
B.A. in English	HEG	Passed 10+2 Examination with 40% marks in English or equivalent/ Passed 10+2 in Vocational Courses with 40% marks in English.

PROGRAMMES OFFERED BY SCHOOL OF SOCIAL SCIENCES

Name of the Programme	Code	Eligibility
B.A. in History	HHI	Passed 10+2 Examination or equivalent/ Passed 10+2 in Vocational Courses.
B.A. in Political Science	HPS	Passed 10+2 Examination or equivalent/ Passed 10+2 in Vocational Courses.
B.A. in Public Administration	HPA	Passed 10+2 Examination or equivalent/ Passed 10+2 in Vocational Courses.
B.A. in Sociology	HSO	Passed 10+2 Examination or equivalent/ Passed 10+2 in Vocational Courses.

PROGRAMME OFFERED BY SCHOOL OF EDUCATION

Name of the Programme	Code	Eligibility
B.A. in Education	HED	Passed 10+2 examination or equivalent with 45% marks in Arts/ Science / Vocational streams.

PROGRAMMES OFFERED BY SCHOOL OF PROFESSIONAL STUDIES

Name of the Programme	Code	Eligibility
Bachelor of Commerce	HCO	Passed 10+2 examination or equivalent/ Passed 10+2 in Vocational Course.
B.A. in Economics	HEC	Passed 10+2 examination or equivalent/ Passed 10+2 in Vocational Course.

LIST OF LEARNER SUPPROT CENTRES:

AVAILABLE IN THE UNIVERSITY ADMISSION WEBSITE.

PROGRAMME DURATION:

MINIMUM DURATION OF ANY UG PROGRAMME IS 3 YEARS [AS PER APPROVAL OF UGC-DEB VIDE FILE NO.: 30-22/2023(DEB-II) DATED 16.06.2023 AND 05.12.2023] FROM THE YEAR OF REGISTRATION. THE REGISTRATION WILL BE VALID FOR A PERIOD OF MAXIMUM 6 (SIX) YEARS PROVIDED THE CANDIDATE PAYS PROGRAMME FEES, RENEWAL FEES, STUDENTSHIP FEES AND OTHER RELEVANT FEES WITHIN DUE TIME AS AND WHEN NOTIFIED BY THE UNIVERSITY.



ADMISSION NOTIFICATION FOR UNDER GRADUATE PROGRAMME, AY 2024-25 (3rd Phase)

TENTATIVE TIME SCHEDULE:

Sl. No.	Event	From	To
1	Submission of on-line application form for admission will be available for the applicants	04.09.2024 (10.00 AM)	20.09.2024 (06.00 PM)
2	Document Uploading	04.09.2024 (10.00 AM)	23.09.2024 (06.00 PM)
3	Online fees submission	04.09.2024 (10.00 AM)	25.09.2024 (06.00 PM)
4	Submission of DEB ID (University will reject the application if DEB ID is not provided and verified with in 26.09.2024 and decision of the University is final in this regard)	04.09.2024 (10.00 AM)	26.09.2024 (06.00 PM)

As per directives of UGC-DEB, getting DEB ID is mandatory to pursue programme under Open and Distance Learning mode. Therefore, applicants are requested to get their DEB ID from UGC-DEB portal (deb.ugc.ac.in/StudentDEBId). After payment of fees applicants have to provide DEB ID and also need to verify the DEB ID through the admission portal of the University. **PROVIDING AND VERIFICATION OF DEB ID IS MANDATORY TO COMPLETE THE ADMISSION FORMALITIES.**

UNIVERSITY WILL REJECT THE APPLICATION IF DEB ID IS NOT PROVIDED AND VERIFIED WITH IN 26.09.2024 AND DECISION OF THE UNIVERSITY IS FINAL IN THIS REGARD.

FEES:

FEES EXCLUDING BANK CHARGES/ PAYMENT GATEWAY CHARGES AS APPLICABLE:

SL. NO.	NAME OF THE PROGRAMME	AMOUNT TO BE PAID (RS.)		TOTAL (RS.)
		A	B	
1	B.A. AND B.COM. (BENGALI, ENGLISH, HISTORY, POLITICAL SCIENCE, PUBLIC ADMINISTRATION, SOCIOLOGY, ECONOMICS, EDUCATION AND COMMERCE)	3,300/-	750/-	4,050/-

DETAILS OF TOTAL AMOUNT TO BE PAID AT THE TIME OF ADMISSION:

A = 1/3 OF PROGRAMME FEE

B = OTHER FEES (Application Processing Fee Rs. 275/- + Enrollment Fee Rs. 175/- + Fee for Identity cum Registration Card Rs. 100/- + Annual Development Fee Rs. 175/- + Migration Fee Rs. 25/-)

Note: As University has published e-prospectus only for the applicants of the Academic Year 2024-25 therefore Prospectus Fee = Rs. 150/- is being waived for this admission.

GENERAL INSTRUCTIONS:

- BEFORE APPLYING FOR ANY OF THE ABOVE MENTIONED PROGRAMME APPLICANTS ARE ADVISED TO GO THROUGH THE **ADMISSION NOTIFICATION, STEPS TO BE FOLLOWED** AVAILABLE IN THE ADMISSION WEBSITE.
- ALL INFORMATION REGARDING THE ADMISSION PROCESS WILL BE AVAILABLE ONLY ON THE NSOU OFFICIAL WEBSITE WHICH IS WWW.WBNSOU.AC.IN AND ON ADMISSION WEBSITE BDP.WBNSOUADMISSIONS.COM. APPLICANTS SHOULD CHECK THE ABOVE MENTIONED WEBSITES REGULARLY FOR UPDATED INFORMATION.
- MARKS RELAXATION** FOR SC/ST AS PER W.B. GOVT. RULE.
- BEFORE ONLINE SUBMISSION OF APPLICATION FORM CANDIDATES ARE ADVISED TO **ENSURE THEIR ELIGIBILITY WITH THEIR TESTIMONIALS.**
- UNIVERSITY ACCEPT FEES ONLY THROUGH BANK CHALLAN (obtained from admission website after submission of application form) OR ONLINE PAYMENT GATEWAY (service available at admission website only after submission of application form).
- INCOMPLETE APPLICATION OR UPLOADING OF ILLEGIBLE DOCUMENTS ON ADMISSION PORTAL WILL NOT BE ACCEPTED.



ADMISSION NOTIFICATION FOR UNDER GRADUATE PROGRAMME, AY 2024-25 (3rd Phase)

- ✚ THE APPLICANTS ARE STRONGLY ENCOURAGED TO TAKE SPECIAL CARE ABOUT THE DATES OF PAYMENT OF FEES FOR ADMISSION, OTHERWISE HE OR SHE WILL BE DEPRIVED OF ADMISSION.
- ✚ IN ORDER TO AVOID ANY INCONVENIENCE, PLEASE COMPLETE ALL PROCEDURE RELATED TO ADMISSION WELL BEFORE AS MENTIONED IN THE TIME SCHEDULE.
- ✚ REGULARLY VISIT ADMISSION WEBSITE TO CHECK YOUR APPLICATION STATUS AND TO OBTAIN **PROVISIONAL ONLINE ENROLLMENT CERTIFICATE** ALONG WITH **TOKEN OF SLM**.
- ✚ REFUND OF ADMISSION FEES WILL BE DONE AS PER UNIVERSITY RULES AND REGULATION IN ACCORDANCE WITH UGC REFUND POLICY.
- ✚ IN THE EVENT OF ANY INFORMATION BEING FOUND INCORRECT/ FALSE/ MISLEADING/ FORGED CONTRARY TO HIS/HER ELIGIBILITY AT ANY STAGE OF ADMISSION OR AFTER ADMISSION OR EVEN AFTER CONFERMENT OF DEGREE THE ADMISSION AS WELL AS THE DEGREE WILL BE CANCELLED BY THE UNIVERSITY AND APPLICANTS/ STUDENT SHALL NOT BE ENTITLED TO GET REFUND OF ANY FEE PAID TO THE UNIVERSITY.
- ✚ APPLICANTS WHO WISH TO PAY THE FEE THROUGH DEBIT CARD/ CREDIT CARD/ NET BANKING **ARE HEREBY DIRECTED TO USE THEIR OWN BANK ACCOUNTS ONLY**. IN CASE OF FAILURE OF FEE PAYMENT TRANSACTION, THE AMOUNT SO PAID WILL GET TRANSFERRED TO THAT ACCOUNT.
- ✚ IT IS MANDATORY TO ABIDE BY THE RULES AND REGULATIONS OF THE UNIVERSITY RELATING TO ADMISSION, EXAMINATION INCLUDING PUBLICATION OF RESULTS, PERSONAL CONTACT PROGRAMME (PCP), CONTINUATION OF STUDENTSHIP, ANTI-RAGGING AND OTHER RELATED RULES AND REGULATION.

N.B.

ADMISSION IN ANY PROGRAMME IS PROVISIONAL SUBJECT TO DETERMINATION OF ELIGIBILITY BY THE UNIVERSITY AT THE TIME OF GIVING ENROLLMENT NUMBER. IF ANY DISCREPANCY IS REVEALED LATER ON (EVEN AFTER COMPLETION OF THE DEGREE), RESPONSIBILITY WILL REST ON THE APPLICANT AND HIS/HER ADMISSION WILL BE CANCELLED AND NO CLAIM FOR REFUND OF FEES WILL BE ENTERTAINED EXCEPT AS PER REFUND POLICY. APPLICANTS ARE, THEREFORE, ADVISED TO SATISFY THEMSELVES AS REGARDS THEIR ELIGIBILITY FOR A PARTICULAR PROGRAMME BEFORE TAKING ADMISSION.

DISCLAIMER

ALL ADMISSIONS ARE PROVISIONAL AND WILL BE GUIDED IN ACCORDANCE TO UGC APPROVAL VIDE FILE NO.: 30-22/2023(DEB-II) DATED 16.06.2023 AND 05.12.2023 THE UNIVERSITY RESERVES THE RIGHT TO CHANGE / REALLOCATE THE LEARNER SUPPORT CENTRE CHOSEN BY THE LEARNERS IN ORDER TO REGULATE THE ADMISSION IN ACCORDANCE WITH UGC ORDER(S) IF ANY.

Sd/-
REGISTRAR (ADDT'L CHARGE)

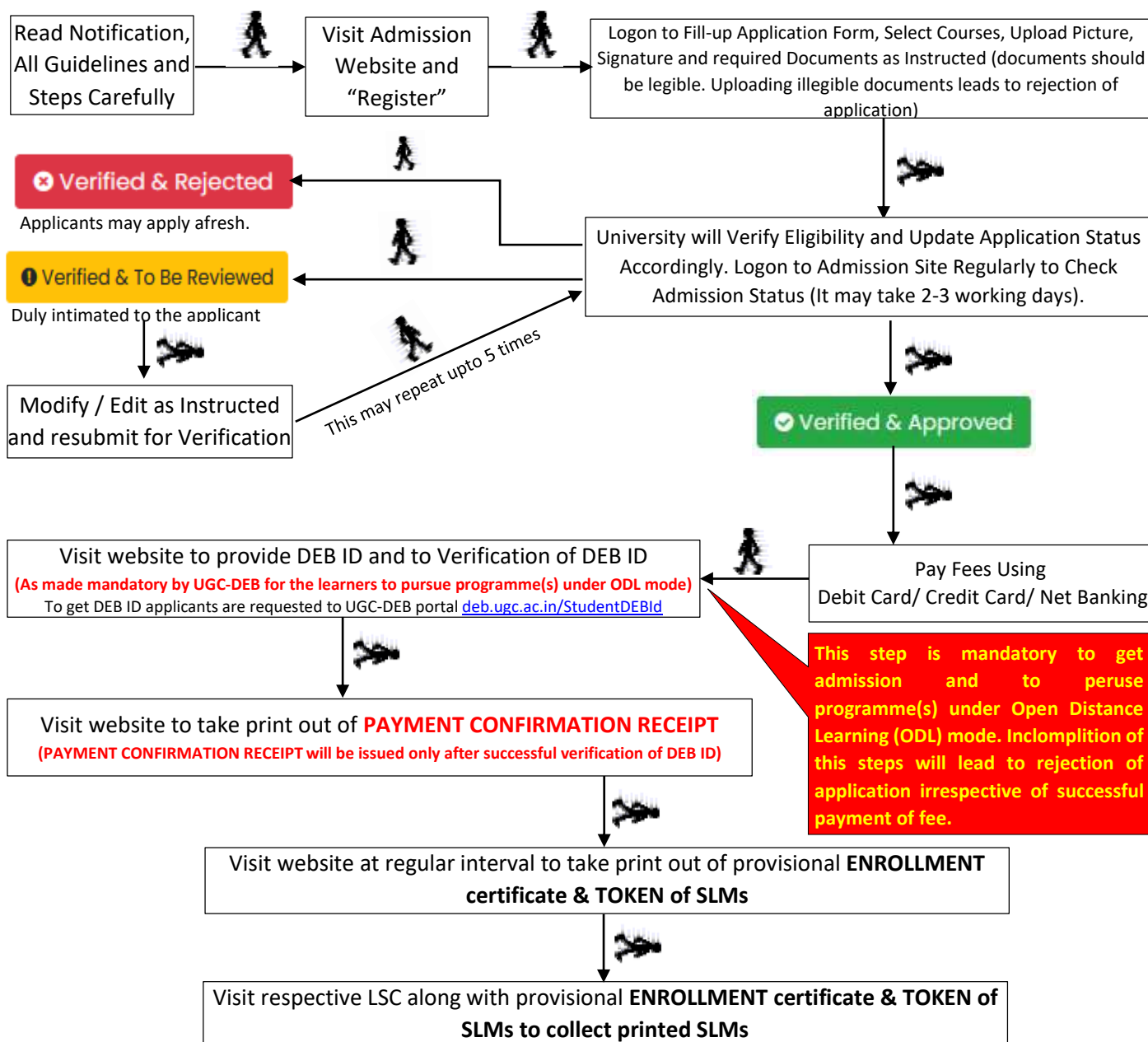


STEPS TO BE FOLLOWED BY APPLICANTS FOR UG, ACADEMIC YEAR 2024-25 (3RD Phase)

Date: 03.09.2024

As per directives of UGC, ABC ID is mandatory to submit online application for UG admission. Therefore applicants are advised to get their ABC ID from Academic Bank of Credits, Ministry of Education, Govt. of India portal (www.abc.gov.in) before starting of following steps.

As per directives of UGC-DEB, getting DEB ID is also mandatory to pursue programme under Open and Distance Learning mode. Therefore, applicants are requested to get their DEB ID from UGC-DEB portal (deb.ugc.ac.in/StudentDEBId). After payment of fees applicants have to provide DEB ID and also need to verify the DEB ID through the admission portal of the University. **PROVIDING AND VERIFICATION OF DEB ID IS MANDATORY TO COMPLETE THE ADMISSION FORMALITIES. University will reject the application if DEB ID is not provided and verified with in 26.09.2024.**



This step is mandatory to get admission and to pursue programme(s) under Open Distance Learning (ODL) mode. Incompletion of this steps will lead to rejection of application irrespective of successful payment of fee.



- ✓ **PROVIDING AND VERIFICATION OF DEB ID IS MANDATORY TO COMPLETE THE ADMISSION FORMALITIES.**
- ✓ APPLICANTS SHOULD MANDATORILY DOWNLOAD AND RETAIN **"PAYMENT CONFIRMATION RECEIPT"** FOR FUTURE REFERENCE, IRRESPECTIVE OF HAVING ANY OTHER INTERMEDIATE PAYMENT RECEIPT.
- ✓ AFTER GETTING SMS FOR CONFIRMATION OF ENROLLMENT GENERATION FROM UNIVERSITY END VISIT ADMISSION WEBSITE TO TAKE PRINT OUT OF PROVISIONAL ENROLLMENT CERTIFICATE AND TOKEN OF SLM.



STEPS WITH INSTRUCTIONS:

Participant have to complete **6 online steps to complete the UG admission process.** Step - 1: Registration → Step - 2: Application Form Fill-up → Step - 3: Selection of Course → Step – 4: Upload Picture, Signature and Requested Documents → Step – 5: Payment of Programme Fee (If Application Approved by the University) → Step – 6: Print / Download Application Form and Payment Confirmation Receipt.

STEP 1. REGISTER

Click on Register button ➡ Read all instruction carefully accept the check button and click on “Click here to Proceed” button ➡ Fill up information as instructed and click on “Review Registration” button ➡ Review all information before accepting the declaration and click on “Submit Registration” button ➡ Note down Application ID and Password.

IMPORTANT NOTE FOR STEP 1:

- ✓ **Make sure that entered information during online basic registration are correct. Information Once submitted during online registration can't be changed.**
- ✓ **The mobile number and email ID must remain valid during the entire tenure of the course, as this number and email ID will be used for any communication by the University/ its authorize assignee.**
- ✓ **Note down the application ID for completion of admission process and for future reference.**
- ✓ **Application containing gibberish words/ incomplete application/ inappropriate application will be rejected instantly by the University. In this regard decision of the University will be final.**

STEP 2. FILL APPLICATION FORM

Provide Application ID, Date of Birth, Password, Security Captcha and click on “Login” button ➡ Click on “APPLICATION FORM” ➡ Fill up information as instructed and click on “Save Application” button.

IMPORTANT NOTE FOR STEP 2:

- ✓ **Make sure that entered information provided during application form fill up are correct. Any correction in information provided in application form can be done using “Edit / Modify Application Data” until the application is approved by the University.**
- ✓ **Make sure programme & Learner Support Centre selected during application form fill up are correct. Once selected, programme & Learner Support Centre can't be changed. If applicant want to change programme & Learner Support Centre, applicant need to apply afresh.**
- ✓ **Application containing gibberish words/ incomplete application/ inappropriate application will be rejected instantly by the University. In this regard decision of the University will be final.**

STEP 3. SELECT COURSE & MODE OF SLM

Provide Application ID, Date of Birth, Password, Security Captcha and click on “Login” button/ Click on “SELECT COURSE” ➡ Provide option for Mode of SLM ➡ Fill up information as instructed and click on “Save Course” button.

IMPORTANT NOTE FOR STEP 3:

- ✓ **Please go through the Course Curriculum of your intending programme for detailed **course structure, credit distribution, marks distribution, study hour, SLM available in**, etc. before providing choice of courses for Ability Enhancement Compulsory Courses (AECC), Generic Elective (GE) Course and Discipline Specific Elective (DSE) Course. Course Curriculum of your intending programme is available in the prospectus.**
- ✓ **Change of Subject / Programme/ Course/ Mode of SLM after completion of admission in any UG programme will not be entertained under any circumstances. The candidates should, therefore, **be very careful** as regards the choice of course/subject of study before taking admission.**
- ✓ **Print SLMs for the enrolled learners are optional. **Applicants willing to get E-SLM only (not want to receive print SLMs), SLM printing cost (SLMs of 1st Year for the selected programme) will be deducted from the programme****



fee. It may be noted that all enrolled learners will get respective e-SLMs of 1st year through LMS portal and/ or NSOU mobile app.

- ✓ Make sure that entered information provided during selection of course are correct. Any correction in information provided in selection of course can be done using “EDIT / MODIFY COURSE” until the application is approved by the University.
- ✓ Application containing gibberish words/ incomplete application/ inappropriate application will be rejected instantly by the University. In this regard decision of the University will be final.

STEP 4. UPLOAD DOCUMENTS

Provide Application ID, Date of Birth and click “Login” button / “UPLOAD DOCUMENT” button ➔ Read instruction related to document to be uploaded ➔ Close the banner after reading the information ➔ Upload all photograph, signature & all documents as instructed and click on “UPLOAD” button.


IMPORTANT NOTE FOR STEP 4:

- ✓ University will not consider application if uploading of documents is due.
- ✓ Upload scanned copy of ORIGINAL documents only.
- ✓ Upload photograph, signature and all documents in .JPG format only.
- ✓ The file size of Photograph and Signature must be within 50kb, 10+2 Mark Sheet within 150kb, All other documents within 100kb each.
- ✓ Uploading Illegible/ wrong/ inappropriate document(s) will lead to rejection of application and admission may be declined.
- ✓ Uploading of photograph, signature and other documents must be done with in **23.09.2024 (06.00 P.M.)**.

STEP 5. ONLINE VERIFICATION BY THE UNIVERSITY

University will verify eligibility of an application with the documents as uploaded by the applicants. After checking eligibility University may approve application/ advise to re-edit application/ reject application.


Provide Application ID, Date of Birth, Password and click on “Login” button ➔ Check Application Status and Complete Formalities According to Application Status

 Verified & Approved

Applicants may pay the course fee within **25.09.2024 (10.00 PM)** otherwise University will reject this application and admission may be declined.

 Verified & To Be Reviewed

Applicants may make necessary corrections as instructed in the dashboard by using “Edit / Modify Application Data” and or “Edit / Modify Course” and or “Change / Modify Uploaded Documents” and re-send for review within **24.09.2024 (06.00 P.M.)** otherwise University may reject this application and admission may be declined.

 Verified & Rejected

The application has been rejected by the University due to eligibility criteria mismatch/ illegible documents / Incorrect information / incomplete application. However, applicants may apply afresh.

IMPORTANT NOTE FOR STEP 5:

- ✓ University will only verify eligibility criteria with the documents as uploaded by the applicants.
- ✓ Application containing gibberish words/ incomplete application/ inappropriate application will be rejected instantly by the University. In this regard decision of the University will be final.
- ✓ University will not consider application if uploading of documents is due.
- ✓ Logon to Admission Site Regularly to Check Application Status.

STEP 6. PAY FEE

If application status is "Verified & Approved" then follow the following steps:

Provide Application ID, Date of Birth and click "Login" button ➡ Click on "Pay Fee Online" button ➡ Check the amount and Click on "Pay Online" button ➡ if paying using "Pay Online" button then click on "Pay using Billdesk" button.

IMPORTANT NOTE FOR STEP 6:

- ✓ Do not pay twice against an application ID.
- ✓ Applicants who wish to pay the fee through Debit Card/ Credit Card/ Net Banking are hereby directed to use **their own bank account only**. In case of failure of fee payment transaction, the amount so paid may get transferred to that account.

STEP 7. PROVIDE AND VERIFY DEB ID (MANDATORY STEP FOR ADMISSION)

If application fee is paid application status is "Fees Paid" is active (tab will become green colour) in the dashboard and got DEB ID form UGC-DEB portal (deb.ugc.ac.in/StudentDEBId), then follow the steps as mentioned below:

Provide Application ID, Date of Birth and click "Login" button ➡ Click on "Enter DEB ID Detail" button ➡ select option for "Do you have DEB ID ?" as "Yes" if already got DEB ID ➡ Enter DEB ID ➡ Click on "Proceed to Verify" button ➡ Check the details and accept the "Declaration" by selecting the check box ➡ Click on "Submit Admission Detail to UGC-DEB Portal".

IMPORTANT NOTE FOR STEP 7:

- ✓ Providing and verification of DEB ID is mandatory to complete the admission.
- ✓ University will reject the application if DEB ID is not provided and verified with in stipulated schedule and decision of the University is final in this regard.
- ✓ Applicants should mandatorily download and retain "PAYMENT CONFIRMATION RECEIPT" for future reference, irrespective of having bank challan and or any other intermediate payment receipt.

GENERAL INSTRUCTION:

- ✚ An applicant must have an active mobile number and an active email ID (**do provide own mobile number and email id**) for online application.
- ✚ Make sure that entered information during online application form fill up are correct. Any correction can be done before application approved by the University using "Edit / Modify Application Data" and or "Edit/ Modify Course" and or "Change / Modify Uploaded Documents". Once application approved for payment by the University editing will not be allowed.
- ✚ In the event of any information being found incorrect/ false/ misleading/ forged contrary to his/her eligibility at any stage of admission or after admission or even after conferment of degree and thereafter any time in future, the admission as well as the degree will be cancelled by the University and applicants/ student shall not be entitled to get refund of any fee paid to the University.
- ✚ Applicants who wish to pay the fee through Debit Card/ Credit Card/ Net Banking are hereby directed to use their own bank account only. In case of failure of fee payment transaction, the amount so paid may get transferred to that account.
- ✚ The use of personal device ("devices" will include: laptops, netbooks, smart phones, IPods, iPads, tablets etc.) and internet connection may be required to participate in any academic activities if applicant get selected to take admission in any intended UG programme of Netaji Subhas Open University.
- ✚ Regularly visit admission website to check your application status and to obtain **PROVISIONAL ONLINE ENROLMENT CERTIFICATE** along with **TOKEN OF SLM**.
- ✚ Refund of admission fees will be done as per university rules and regulation in accordance with UGC refund policy.
- ✚ For any difficulty write us to **UG@WBNSOU.AC.IN** or contact us over phone **0334058512**

